



MINISTRY OF TOURISM
REPUBLIC OF MALDIVES

UPDATES ON THE COVID-19 SITUATION IN THE MALDIVES

22 October 2020



1- Resumption of Airline Operations

Since the re-opening of border, the aviation industry has started to rise again. Several international flights have resumed their operations.

SCHEDULED INTERNATIONAL FLIGHTS 2020, NOW OPERATING TO MALDIVES

15th July 2020 - 18th October 2020

Operator	Arrivals	No. of Movements
Aeroflot	3,961	24
Air India	903	16
British Airways	127	02
Edelweiss	142	04
Emirates	13,379	162
Etihad Airways	886	72
Indigo	2,551	50
Maldivian	2,152	062
Qatar Airways	13,250	192
Spicejet	274	32
Srilankan Airlines	1,786	134
Turkish Airlines	2,160	108
TOTAL	41,571	958

3. Current Situation of COVID-19 in the Maldives

988 Total Active

706 Locals
271 Foreign workers
11 Tourists

10,284 Total Recovered

6,503 Locals
3,716 Foreign workers
65 Tourists

Currently over 1800 samples are being tested daily (as at 21st October 2020) including departure results, as testing facilities are conveniently available for tourists.

We have 3 COVID-19 hospital facilities in greater male'

As of 22nd October 2020, we have 3 COVID-19 hospital facilities in greater male' area with 263 bed and additional 5 COVID-19 hospital facilities across the country with 183 beds. Out of these beds 182 are vacant, respectively.

ISOLATION FACILITIES – FOR POSITIVES

Facility Name	Capacity (rooms)	Pax	Local	Foreigners	Occupied Rooms	Vacancy
Eriyadhoo Isolation Facility	49 rooms	33	29	04	17	32
Fun Island Isolation Facility	49 rooms	90	89	01	47	02
Velidhoo Isolation Facility	68 rooms	21	17	04	13	55
Express Inn Isolation Facility	15 rooms	04	04	00	03	12
Central Isolation Facility	64 rooms	55	40	15	49	15
TOTAL	245	203	179	24	129	116

As at 21st October 2020

In isolation facilities, tourists stay in private areas with special arrangements. In addition, they are closely monitored by our health care professionals.

ISOLATION FACILITIES – FOR POSITIVES (DEDICATED FOR EXPATS ONLY)

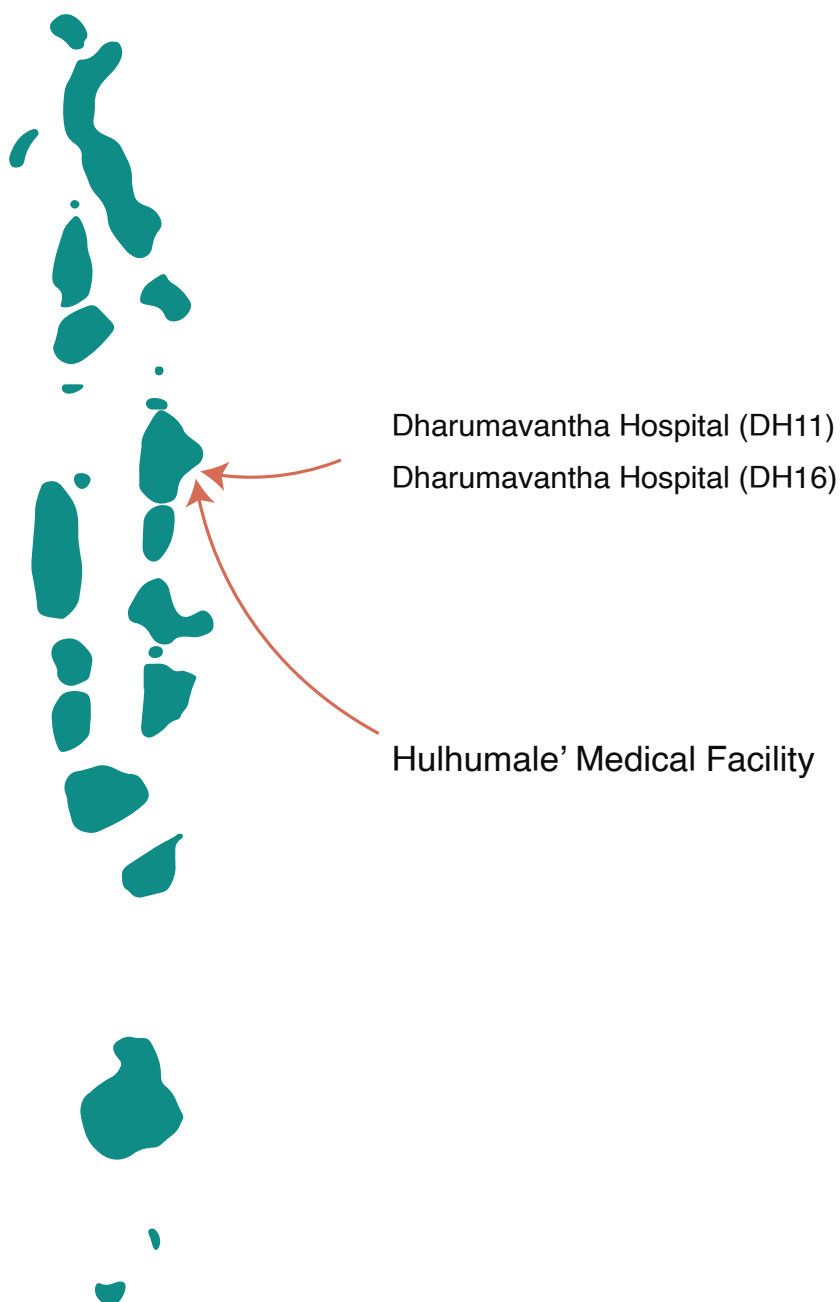
Facility Name	Capacity	Pax	Foreigners	Occupied Rooms	Vacancy
Hiyaa Isolation Facility	624 beds	93	93	93	531

As at 21st October 2020

COVID-19 HOSPITAL FACILITIES - GREATER MALE' AREA

Facility Name	Capacity	Pax	Local	Foreigners	Vacancy	No. of ICU beds	No. of Isolation beds	No. of Ventilators
Dharumavantha Hospital (DH11)	10	00	00	00	10	10	00	09
Dharumavantha Hospital (DH16)	08	00	00	00	08	00	00	00
Hulhumale' Medical Facility	245	43	42	01	202	28	00	12
TOTAL	263	43	42	01	220	38	00	21

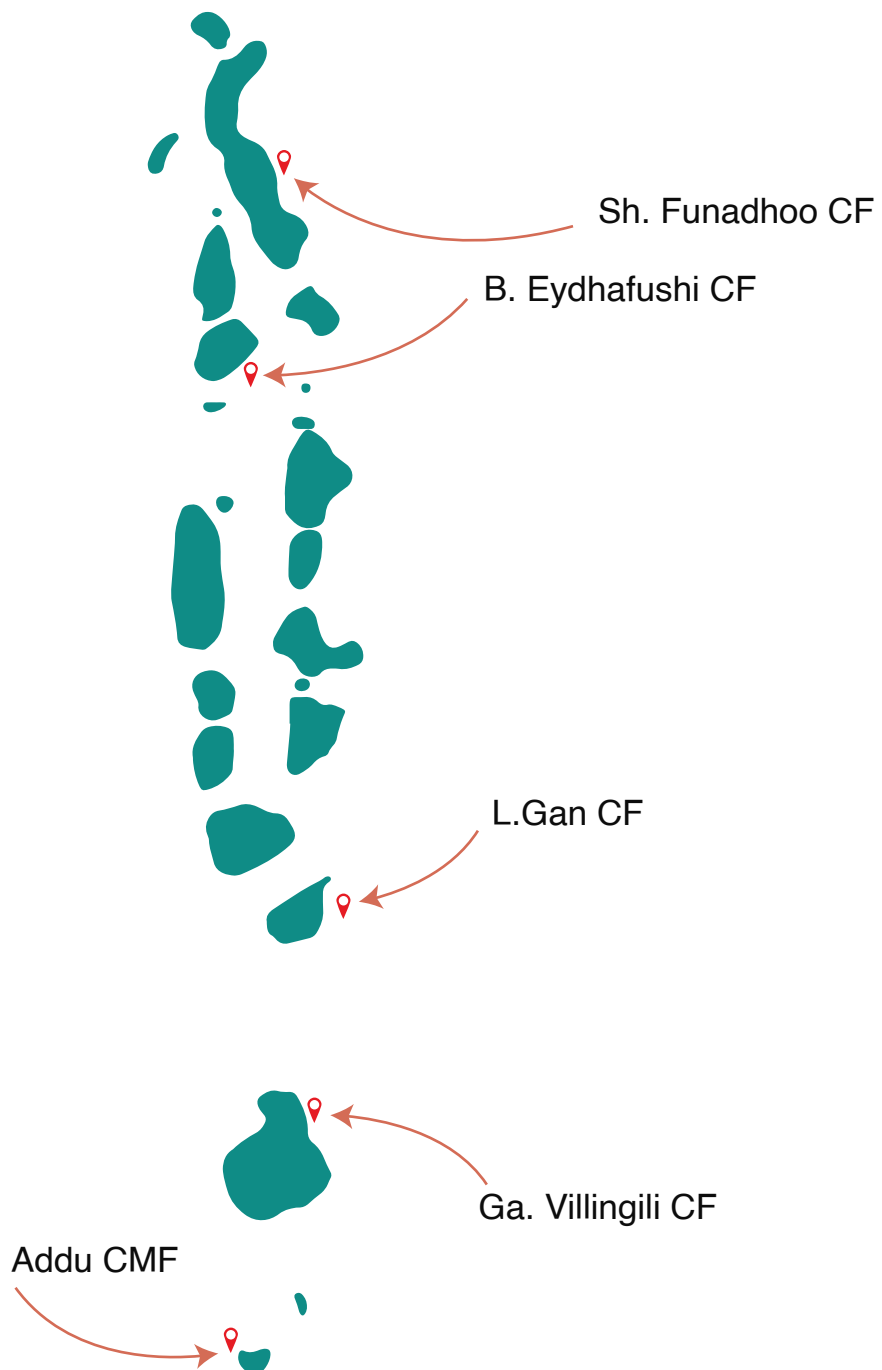
As at 21st October 2020



COVID-19 HOSPITAL FACILITIES - OTHER ATOLLS

Facility Name	Capacity	Pax	Local	Foreigners	Vacancy	No. of ICU beds	No. of Isolation beds	No. of Ventilators
Sh. Funadhoo Covid Facility	20	01	01	00	19	20	37	02
B. Eydhafushi Covid Facility	45	00	00	00	45	20	25	02
L. Gan Covid Facility	41	00	00	00	41	15	13	02
Ga. Villingili Covid Facility	43	00	00	00	43	18	05	02
Addu Covid management facility	34	00	00	00	34	20	21	02
TOTAL	183	01	01	00	182	93	101	10

As at 21st October 2020



2. Tourist Arrivals

From 15th July to 21st October, a total of 31,801 tourists arrived in the Maldives.

The top source market for the tourist arrival was Russia with 6,026 arrivals, followed by the United Arab Emirates with 3,377 tourist arrivals. The United States stood third with 2,795 tourist arrivals. Other top source markets of tourist arrivals include the United Kingdom, Spain, Germany, France, Ukraine, Brazil and India.

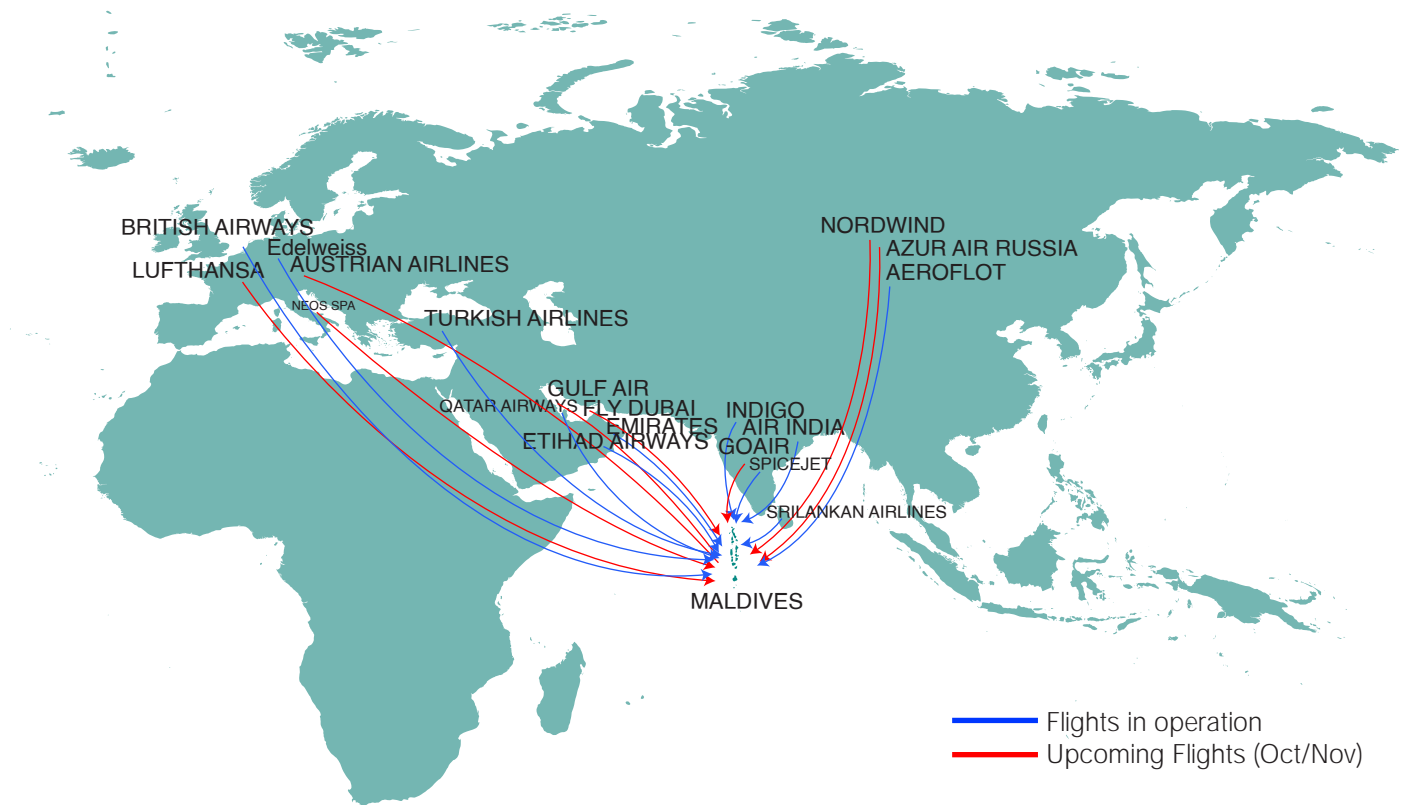
Total Arrivals 2020	Arrivals	Growth (%)	Daily Average
Till border closure (Jan-Mar)	382760	-20.8	4,206
July (border opened on 15th July)	1,752	-98.7	117
August	7,628	-94.5	246
September	9,538	-92.1	318
January - September	401,714	-67.9	
October Total	12,934	-92.1	431
October - Week-1 (1st - 3rd)	1,817	-87.2	606
October - Week-2 (4th - 10th)	3,867	-87.5	552
October - Week-3 (11th - 17th)	4,548	-85.2	650
October - Week-4 (18th - 21st)	2,702	-86.4	616
Total 2020 (1st Jan - 21st Oct)	414,648	-69.0	
Since border opening (15th Jul- 21st Oct)	31,801		

TOP 10 MARKETS - AFTER OPENING BORDER (FROM 15 JUL - 21 OCT)

Market	Arrivals	Share (%)	Rank
Russia	6,026	18.9	01
United Arab Emirates	3,377	10.6	02
U.S.A.	2,795	8.8	03
United Kingdom	2,605	8.2	04
Spain	1,473	4.6	05
Germany	1,436	4.5	06
France	1,408	4.4	07
Ukraine	1,063	3.3	08
Brazil	1,015	3.2	09
India	1,011	3.2	10

MALDIVES CONNECTED TO THE WORLD

October 2020, November 2020, December 2020 & January 2021



Conclusion

With the rise of flight movements and tourist arrivals we are seeing optimistic signals of recovery from the situation. Along with measures and policies designed to ensure the safety of our tourists, we believe we are ready to restart our tourism and invite tourists to our shores.

+960 302 2200
info@tourism.gov.mv
www.tourism.gov.mv

@motmv
/tourismministry
tourism.mv