



UPDATES ON THE COVID-19 SITUATION IN THE MALDIVES

26th November 2020

Vol - 08

1. Tourist Arrivals

From 15th July to 25th November, a total of 67,564 tourists arrived in the Maldives.

The top source market for the tourist arrival was Russia with 14,855 arrivals, followed by India with 7,652 tourist arrivals. United Kingdom stood third with 5,035 tourist arrivals. Other top source markets include U.S.A, United Arab Emirates, Germany, Ukraine, Spain France and Brazil.



Total Arrivals 2020

450,411

as at 25th November 2020

Total Arrivals 2020

67,564

from 15th July - 25th November 2020

Total Arrivals 2020

| | Arrivals | Growth (%) | Daily Average | Duration of Stay |
|---|----------|------------|---------------|------------------|
| Till border closure (Jan-Mar) | 382,760 | -20.8 | 4,206 | 7.6 |
| Border Closed Period (01 April - 14th July) | 87 | - | 22 | 46.2 |
| After opening border (15th July - 25th Nov) | 67,564 | - | 504 | 10.3 |
| July (15th - 31st) | 1,701 | -98.7 | 113 | 14.1 |
| August | 7,628 | -94.5 | 246 | 9.3 |
| September | 9,538 | -92.9 | 318 | 9.5 |
| October | 21,515 | -84.8 | 694 | 9.6 |
| 1st January - 25th November | 450,411 | -70.1 | 1,967 | 7.5 |
| November Total (1st - 25th) | 27,182 | -76.3 | 1,087 | 9.1 |

TOP 10 MARKETS - AFTER OPENING BORDER

15th July 2020 - 25th November 2020

| Market | Arrivals | Share (%) | Rank |
|----------------------|----------|-----------|------|
| Russia | 14,855 | 22.0 | 01 |
| India | 7,652 | 11.3 | 02 |
| United Kingdom | 5,035 | 7.5 | 03 |
| U.S.A | 5,027 | 7.4 | 04 |
| United Arab Emirates | 4,319 | 6.4 | 05 |
| Germany | 3,523 | 5.2 | 06 |
| Ukraine | 2,534 | 3.8 | 07 |
| Spain | 2,013 | 3.0 | 08 |
| France | 2,009 | 3.0 | 09 |
| Brazil | 1,927 | 2.9 | 10 |

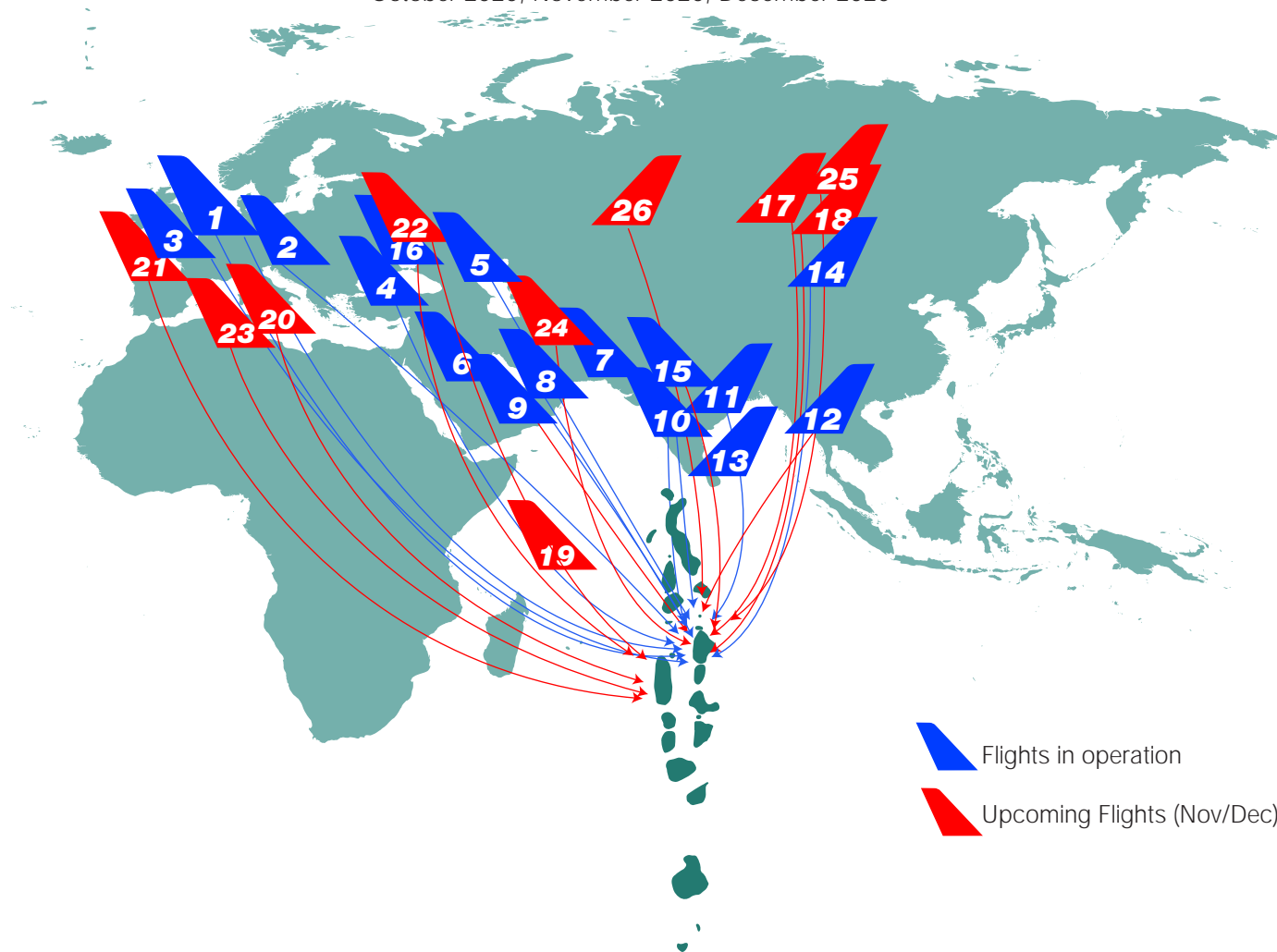
SCHEDULED INTERNATIONAL FLIGHTS 2020, NOW OPERATING TO MALDIVES



15th July 2020 - 25th November 2020



























| Operator | No.of Passengers | No. of Movements |
|--------------------|------------------|------------------|
| Emirates | 21,624 | 254 |
| Qatar Airways | 19,500 | 260 |
| Aeroflot | 9,590 | 58 |
| Indigo | 5,745 | 104 |
| Turkish Airlines | 5,526 | 150 |
| Go Air | 3,292 | 62 |
| Maldivian | 3,150 | 212 |
| Srilankan Airlines | 2,556 | 166 |
| Etihad Airways | 1,334 | 102 |
| Air India | 1,313 | 26 |
| Flydubai | 1,244 | 32 |
| British Airways | 1,232 | 20 |
| Lufthansa | 1,212 | 14 |
| Edelweiss | 704 | 14 |
| SpiceJet | 284 | 26 |
| Flyme | 34 | 06 |
| TOTAL | 78,340 | 1,506 |

MALDIVES CONNECTED TO THE WORLD

October 2020, November 2020, December 2020



 Flights in operation
 Upcoming Flights (Nov/Dec)

| | | | | | |
|---|-------------------|--|---------------------|--|------------------------|
|  1 | BRITISH AIRWAYS |  11 | INDIGO |  21 | AIR FRANCE |
|  2 | EDELWEISS |  12 | AIR INDIA |  22 | UKRAINE INT'L AIRLINES |
|  3 | LUFTHANSA |  13 | SRI LANKAN AIRLINES |  23 | NEOS SPA |
|  4 | AUSTRIAN AIRLINES |  14 | AEROFLOT |  24 | GULF AIR |
|  5 | TURKISH AIRLINES |  15 | SPICEJET |  25 | ROSSIYA AIRLINE |
|  6 | QATAR AIRWAYS |  16 | AZUR AIR UKRIANE |  26 | ROSSIYA AIRLINE |
|  7 | FLY DUBAI |  17 | NORDWIND | | |
|  8 | EMIRATES |  18 | AZUR AIR RUSSIA | | |
|  9 | ETIHAD AIRWAYS |  19 | AIR SEYCHELLES | | |
|  10 | GOAIR |  20 | ALITALIA | | |

2. Current Situation of COVID-19 in the Maldives

Currently over 1500 samples are being tested daily (as at 24th/25th November 2020) including departure results, as testing facilities are conveniently available for tourists.

As of 24th November 2020 we have 3 COVID-19 hospital facilities in greater male' area with 263 beds and additional 5 COVID-19 hospital facilities across the country with 183 beds. Out of these beds 183 are vacant, respectively.

1,120 Total Active

598 Locals

522 Foreigners

11,681 Total Recovered

7,406 Locals

4,275 Foreigners

**Tourist COVID cases
as a % of total Tourist Arrivals**
since border opening

67,564 Total Tourist Arrivals

0.10 Active

0.18 Recovered

0.28 Total

As at 24th/25th November 2020

TOURISTS MONTHLY POSITIVE RATE

July - October 2020

| Month | Arrivals | Tourist COVID cases as a % of total Tourist Arrivals |
|-----------------------|----------|---|
| July | 1,752 | 0.06 |
| August | 7,628 | 0.26 |
| September | 9,538 | 0.36 |
| October | 21,515 | 0.26 |
| November (1st - 25th) | 27,182 | 0.23 |

ISOLATION FACILITIES – FOR POSITIVES

| Facility Name | Capacity (rooms) | Pax | Local | Foreigners | Occupied Rooms | Vacancy |
|-------------------------------|------------------|------------|------------|------------|----------------|-----------|
| Fun Island Isolation Facility | 52 rooms | 19 | 00 | 19 | 19 | 33 |
| Velidhoo Isolation Facility | 67 rooms | 74 | 74 | 00 | 53 | 11 |
| Central Isolation Facility | 64 rooms | 61 | 58 | 03 | 47 | 17 |
| TOTAL | 183 | 154 | 132 | 22 | 119 | 61 |

As at 24th/25th November 2020

In isolation facilities, tourists stay in private areas with special arrangements. In addition, they are closely monitored by our health care professionals.

ISOLATION FACILITIES – FOR POSITIVES (DEDICATED FOR EXPATS ONLY)

| Facility Name | Capacity | Pax | Foreigners | Occupied Rooms | Vacancy |
|--------------------------|----------|-----|------------|----------------|---------|
| Hiyaa Isolation Facility | 624 beds | 97 | 97 | 97 | 5247 |

As at 24th/25th November 2020

COVID-19 HOSPITAL FACILITIES - GREATER MALE' AREA

| Facility Name | Capacity | Pax | Local | Foreigners | Vacancy | No. of ICU beds | No. of Isolation beds | No. of Ventilators |
|-------------------------------|------------|------------|-----------|------------|------------|-----------------|-----------------------|--------------------|
| Dharumavantha Hospital (DH11) | 10 | 02 | 02 | 00 | 08 | 10 | 00 | 09 |
| Dharumavantha Hospital (DH16) | 08 | 00 | 00 | 00 | 08 | 00 | 00 | 00 |
| Hulhumale' Medical Facility | 245 | 98 | 88 | 10 | 147 | 28 | 00 | 12 |
| TOTAL | 263 | 100 | 90 | 10 | 163 | 38 | 00 | 21 |

As at 24th/25th November 2020

COVID-19 HOSPITAL FACILITIES - OTHER ATOLLS

| Facility Name | Capacity | Pax | Local | Foreigners | Vacancy | No. of ICU beds | No. of Isolation beds | No. of Ventilators |
|--------------------------------|------------|-----------|-----------|------------|------------|-----------------|-----------------------|--------------------|
| Sh. Funadhoo Covid Facility | 20 | 00 | 00 | 00 | 20 | 20 | 37 | 02 |
| B. Eydhafushi Covid Facility | 45 | 00 | 00 | 06 | 45 | 20 | 25 | 02 |
| L. Gan Covid Facility | 41 | 00 | 00 | 00 | 41 | 15 | 13 | 02 |
| Ga. Villingili Covid Facility | 43 | 00 | 00 | 00 | 43 | 18 | 05 | 02 |
| Addu Covid management facility | 34 | 00 | 00 | 00 | 34 | 20 | 21 | 02 |
| TOTAL | 183 | 00 | 00 | 00 | 183 | 93 | 101 | 10 |

As at 24th/25th November 2020

3. UPDATE ON OPERATING FACILITIES

| Facility Type | Operational (as of 25 Nov 2020) | |
|----------------------|------------------------------------|---------------|
| | Nos. | Beds |
| Resorts | 126 | 29,052 |
| Hotels & Guesthouses | 119 | 2,884 |
| Safari Vessels | 123 | 2,330 |
| Total | 368 | 36,316 |

4. NEWS HIGHLIGHTS

Maldives wins 4 awards at WORLD TRAVEL AWARDS 2020

Maldives has won 4 prestigious awards in the Indian Ocean category in World Travel Awards – the most prestigious honors programme in global travel and tourism.

Maldives has won;

- Indian Ocean's Leading Beach Destination 2020
- Indian Ocean's Leading Cruise Destination 2020
- Indian Ocean's Leading Destination 2020
- Indian Ocean's Leading Dive Destination 2020

Over the years, Maldives has secured several awards in various categories, including the World's Leading Airport Resort, World's Leading Beach Destination, World's Leading Honeymoon Resort, World's Most Romantic Resort and World's Leading Luxury Island Resort in 2019.

Ministry wishes to thank the industry partners for the succesful strides.